



























# 6 100m Individual Medley Men Final

























Official



























☰ Entries
☰ Heats
☰ Summary
📄













Total
13 years
14 years
15 years
16 and older

Rank	Competitor	Age	Club	RT	PTS	Result
1	Sugiyama Taka	17	Kiwi ASC	0.67		<b>1:02.10 +0.06</b> Entry: 1:02.04
	25m: 12.87	50m: 28.33 (15.46)	75m: 46.96 (18.63)			100m: 1:02.10 (15.14)
2	Charlton Fergus	17	Kowhai Swi...	0.71		<b>1:03.01 -1.18</b> Entry: 1:04.19
	25m: 12.90	50m: 28.90 (16.00)	75m: 47.18 (18.28)			100m: 1:03.01 (15.83)
3	Hewertson Ryan	15	North Shore...	0.65		<b>1:03.21 -2.37</b> Entry: 1:05.58
	25m: 12.84	50m: 28.69 (15.85)	75m: 48.00 (19.31)			100m: 1:03.21 (15.21)
4	Russell Charlie	17	North Shore...	0.73		<b>1:03.26 -1.65</b> Entry: 1:04.91
	25m: 13.22	50m: 29.76 (16.54)	75m: 48.39 (18.63)			100m: 1:03.26 (14.87)
5	Fischer Emil	17	Greymouth ...	0.68		<b>1:03.30 -0.64</b> Entry: 1:03.94
	25m: 13.00	50m: 29.62 (16.62)	75m: 48.05 (18.43)			100m: 1:03.30 (15.25)
6	Warwick Callum	17	Jasi Swim ...	0.74		<b>1:03.58 -3.11</b> Entry: 1:06.69
	25m: 13.73	50m: 30.14 (16.41)	75m: 48.26 (18.12)			100m: 1:03.58 (15.32)
7	McNabb Finlay	17	Blenheim S...	0.68		<b>1:04.32 +0.54</b> Entry: 1:03.78
	25m: 12.96	50m: 28.60 (15.64)	75m: 49.13 (20.53)			100m: 1:04.32 (15.19)
8	O'Mara Ethan	16	Coast Swim...	0.72		<b>1:04.48 -1.48</b> Entry: 1:05.96
	25m: 13.24	50m: 30.01 (16.77)	75m: 49.35 (19.34)			100m: 1:04.48 (15.13)
9	Karena Luke	16	Mt Eden Sw...	0.66		<b>1:04.66 -0.74</b> Entry: 1:05.40
	25m: 13.60	50m:	75m: 49.24 (49.24)			100m: 1:04.66 (15.42)
10	Lafaele-Pucher Bishop	15	Pukekohe S...	0.66		<b>1:04.78 -0.80</b> Entry: 1:05.58
	25m: 13.45	50m: 30.34 (16.89)	75m: 49.67 (19.33)			100m: 1:04.78 (15.11)
		15		0.63		<b>1:04.86 -3.40</b>

11	 Webby Connor	 TBSS Centr...	Entry: 1:08.26
	25m: 13.22	50m: 29.46 (16.24)	75m: 49.59 (20.13)
	100m: 1:04.86 (15.27)		
12	 Beardsmore Ryan	17  North Cant...	0.66
	25m: 13.12	50m: 30.01 (16.89)	75m: 49.84 (19.83)
	100m: 1:04.96 (15.12)		
			1:04.96 <b>-0.99</b> Entry: 1:05.95
13	 Hewertson Toby	17  North Shor...	0.65
	25m: 12.46	50m: 28.42 (15.96)	75m: 49.06 (20.64)
	100m: 1:05.04 (15.98)		
			1:05.04 <b>-0.33</b> Entry: 1:05.37
14	 Leech Charles	14  Jasi Swim ...	0.81
	25m: 13.69	50m: 31.30 (17.61)	75m: 50.13 (18.83)
	100m: 1:05.19 (15.06)		
			1:05.19 <b>-3.09</b> Entry: 1:08.28
15	 Ecclestone Daniel	15  United Swi...	0.74
	25m: 13.34	50m: 29.59 (16.25)	75m: 50.71 (21.12)
	100m: 1:05.49 (14.78)		
			1:05.49 <b>-5.79</b> Entry: 1:11.28
16	 Mitchell Caleb	16  United Swi...	0.80
	25m: 13.53	50m: 31.54 (18.01)	75m: 49.18 (17.64)
	100m: 1:05.98 (16.80)		
			1:05.98 <b>-2.21</b> Entry: 1:08.19
17	 Aves Austin	14  Parnell Swi...	0.81
	25m: 13.49	50m: 30.07 (16.58)	75m: 50.41 (20.34)
	100m: 1:06.29 (15.88)		
			1:06.29 <b>-2.74</b> Entry: 1:09.03
18	 Williams Joel	17  Aquagym S...	0.67
	25m: 12.79	50m: 30.36 (17.57)	75m: 50.67 (20.31)
	100m: 1:06.30 (15.63)		
			1:06.30 <b>-1.25</b> Entry: 1:07.55
19	 Ng Jayden	15  Porirua City...	0.62
	25m: 13.25	50m: 30.52 (17.27)	75m: 50.63 (20.11)
	100m: 1:06.31 (15.68)		
			1:06.31 <b>-0.65</b> Entry: 1:06.96
20	 Reddy Veeran	17  Howick Pak...	0.73
	25m: 12.85	50m: 30.30 (17.45)	75m: 50.42 (20.12)
	100m: 1:06.41 (15.99)		
			1:06.41 <b>-1.76</b> Entry: 1:08.17
21	 Reid Dylan	18  Waimea Sw...	0.67
	25m: 13.19	50m: 31.11 (17.92)	75m: 50.48 (19.37)
	100m: 1:06.63 (16.15)		
			1:06.63 <b>-1.07</b> Entry: 1:07.70
22	 Biggar Luke	16  Murihiku S...	0.75
	25m: 13.24	50m: 30.37 (17.13)	75m: 50.55 (20.18)
	100m: 1:06.68 (16.13)		
			1:06.68 <b>+1.57</b> Entry: 1:05.11
23	 Graham Jono	15  Selwyn Swi...	0.67
			1:06.77 <b>-1.05</b> Entry: 1:07.82

	25m: 13.38 100m: 1:06.77 (15.83)	50m: 30.16 (16.78)	75m: 50.94 (20.78)		
<b>24</b>	 Houghton Luke	15	 Liz van Weli... 0.62	<b>1:06.86</b> <b>-1.63</b> Entry: 1:08.49	
	25m: 13.96 100m: 1:06.86 (15.44)	50m: 31.76 (17.80)	75m: 51.42 (19.66)		
<b>25</b>	 Crisp Tom	14	 Liz van Weli... 0.71	<b>1:06.90</b> <b>-3.57</b> Entry: 1:10.47	
	25m: 12.99 100m: 1:06.90 (16.26)	50m: 29.99 (17.00)	75m: 50.64 (20.65)		
<b>26</b>	 Atis-Viray Seann	15	 Manurewa ... 0.63	<b>1:06.93</b> <b>-2.27</b> Entry: 1:09.20	
	25m: 13.54 100m: 1:06.93 (16.87)	50m: 29.79 (16.25)	75m: 50.06 (20.27)		
<b>27</b>	 Calder-Kerr Maxwell	15	 Ice Breaker ... 0.76	<b>1:07.24</b> <b>-1.26</b> Entry: 1:08.50	
	25m: 13.60 100m: 1:07.24 (16.52)	50m: 30.59 (16.99)	75m: 50.72 (20.13)		
<b>28</b>	 Phillips Murdoch	17	 Coast Swim... 0.62	<b>1:07.35</b> <b>-2.59</b> Entry: 1:09.94	
	25m: 13.26 100m: 1:07.35 (15.30)	50m: 30.16 (16.90)	75m: 52.05 (21.89)		
<b>29</b>	 Carlisle Aiden	13	 Napier Aqu... 0.67	<b>1:07.61</b> <b>-4.33</b> Entry: 1:11.94	
	25m: 13.84 100m: 1:07.61 (16.87)	50m: 31.25 (17.41)	75m: 50.74 (19.49)		
<b>30</b>	 Te Anga Kayden	17	 Pukekohe S... 0.73	<b>1:07.80</b> <b>+0.23</b> Entry: 1:07.57	
	25m: 14.31 100m: 1:07.80 (16.83)	50m: 31.85 (17.54)	75m: 50.97 (19.12)		
<b>31</b>	 Turetsky Daniel	15	 Porirua City... 0.64	<b>1:07.96</b> <b>-1.65</b> Entry: 1:09.61	
	25m: 14.36 100m: 1:07.96 (16.04)	50m: 31.31 (16.95)	75m: 51.92 (20.61)		
<b>32</b>	 Soal James	15	 Oamaru Sw... 0.76	<b>1:08.46</b> <b>-2.01</b> Entry: 1:10.47	
	25m: 13.98 100m: 1:08.46 (15.76)	50m: 32.85 (18.87)	75m: 52.70 (19.85)		
<b>33</b>	 Holmes Wyatt	17	 Trojans Swi... 0.71	<b>1:08.62</b> <b>-0.05</b> Entry: 1:08.67	
	25m: 13.42 100m: 1:08.62 (16.10)	50m: 31.24 (17.82)	75m: 52.52 (21.28)		
<b>34</b>	 Mottl Sebastian	16	 Bay of Islan... 0.70	<b>1:08.71</b> <b>-1.45</b> Entry: 1:10.16	
	25m: 14.02 100m: 1:08.71 (15.91)	50m: 32.32 (18.30)	75m: 52.80 (20.48)		
<b>35</b>	 Chugg William	14	 Papamoa S... 0.69	<b>1:08.72</b> <b>+0.42</b> Entry: 1:08.30	
	25m: 13.94 100m: 1:08.72 (17.65)	50m: 30.01 (16.07)	75m: 51.07 (21.06)		

36	 Hiscox Cohen	15	 Liz van Weli... 0.75	1:08.83 <b>-2.14</b> Entry: 1:10.97
	25m: 14.17 100m: 1:08.83 (16.89)	50m: 32.03 (17.86)	75m: 51.94 (19.91)	
37	 Linton Mahko	16	 Bream Bay ... 0.70	1:08.84 <b>+0.11</b> Entry: 1:08.73
	25m: 13.64 100m: 1:08.84 (16.55)	50m: 30.54 (16.90)	75m: 52.29 (21.75)	
38	 Wang Jk	13	 Coast Swim... 0.70	1:08.92 <b>-4.92</b> Entry: 1:13.84
	25m: 14.53 100m: 1:08.92 (16.60)	50m: 32.00 (17.47)	75m: 52.32 (20.32)	
39	 Hyde-Hills Aidan	15	 Napier Aqu... 0.72	1:09.19 <b>+0.09</b> Entry: 1:09.10
	25m: 14.23 100m: 1:09.19 (16.65)	50m: 32.14 (17.91)	75m: 52.54 (20.40)	
40	 Gerber Tristan	16	 Waitaha Sw... 0.68	1:09.34 <b>-0.76</b> Entry: 1:10.10
	25m: 14.33 100m: 1:09.34 (15.88)	50m: 32.05 (17.72)	75m: 53.46 (21.41)	
41	 Gallant Zac	16	 Greymouth ... 0.77	1:09.44 <b>+1.05</b> Entry: 1:08.39
	25m: 14.54 100m: 1:09.44 (16.17)	50m: 31.84 (17.30)	75m: 53.27 (21.43)	
42	 Martin Taylor	15	 Wharenui S... 0.73	1:09.47 <b>+0.94</b> Entry: 1:08.53
	25m: 13.87 100m: 1:09.47 (15.62)	50m: 31.85 (17.98)	75m: 53.85 (22.00)	
43	 Cunningham Harrison	16	 Vikings Swi... 0.82	1:09.66 <b>-0.05</b> Entry: 1:09.71
	25m: 14.14 100m: 1:09.66 (16.89)	50m: 33.51 (19.37)	75m: 52.77 (19.26)	
44	 Koy Frank	14	 Hamilton Aq... 0.70	1:09.71 <b>-0.70</b> Entry: 1:10.41
	25m: 14.22 100m: 1:09.71 (16.89)	50m: 31.78 (17.56)	75m: 52.82 (21.04)	
45	 McDonald Nate	15	 Collegiate S... 0.69	1:09.83 <b>-0.61</b> Entry: 1:10.44
	25m: 14.52 100m: 1:09.83 (15.89)	50m: 32.73 (18.21)	75m: 53.94 (21.21)	
46	 Soffe Harrison	13	 Aquabladz NP 0.75	1:10.37 <b>-1.67</b> Entry: 1:12.04
	25m: 13.96 100m: 1:10.37 (16.29)	50m: 31.43 (17.47)	75m: 54.08 (22.65)	
47	 Botes Phoenix	13	 Napier Aqu... 0.66	1:10.43 <b>-2.01</b> Entry: 1:12.44
	25m: 14.22 100m: 1:10.43 (16.83)	50m: 32.05 (17.83)	75m: 53.60 (21.55)	
48	 Winter Benjamin	13	 Alexandra ... 0.65	1:10.45 <b>-2.75</b> Entry: 1:13.20

	25m: 14.69 100m: 1:10.45 (16.21)	50m: 32.45 (17.76)	75m: 54.24 (21.79)		
49	 Veer Quirijn	15	 Kowhai Swi...	0.74	1:10.54 <b>-0.55</b> Entry: 1:11.09
	25m: 13.95 100m: 1:10.54 (16.67)	50m: 32.35 (18.40)	75m: 53.87 (21.52)		
50	 Callahan Tobin	15	 Mt Maunga...	0.78	1:10.79 <b>-0.47</b> Entry: 1:11.26
	25m: 15.09 100m: 1:10.79 (16.14)	50m: 33.67 (18.58)	75m: 54.65 (20.98)		
51	 Thompson Nico	15	 Ashburton ...	0.71	1:10.93 <b>+1.03</b> Entry: 1:09.90
	25m: 13.97 100m: 1:10.93 (16.28)	50m: 32.91 (18.94)	75m: 54.65 (21.74)		
52	 Booker Owen	13	 Trojans Swi...	0.66	1:12.42 <b>-1.47</b> Entry: 1:13.89
	25m: 14.99 100m: 1:12.42 (17.20)	50m: 33.72 (18.73)	75m: 55.22 (21.50)		
53	 Pulin Daniil	16	 Waitaha Sw...	0.68	1:12.47 <b>+2.37</b> Entry: 1:10.10
	25m: 14.10 100m: 1:12.47 (17.09)	50m: 32.12 (18.02)	75m: 55.38 (23.26)		
54	 Hodge Oscar	13	 Pirates Swi...	0.71	1:14.14 <b>+0.75</b> Entry: 1:13.39
	25m: 14.83 100m: 1:14.14 (17.93)	50m: 33.77 (18.94)	75m: 56.21 (22.44)		